

# School Improvement Plan Overview



November 2022



# Where are we now?



Our 4th graders in this image visiting David and Letitia Carson Land (Fall, 2022)

# Who are we?

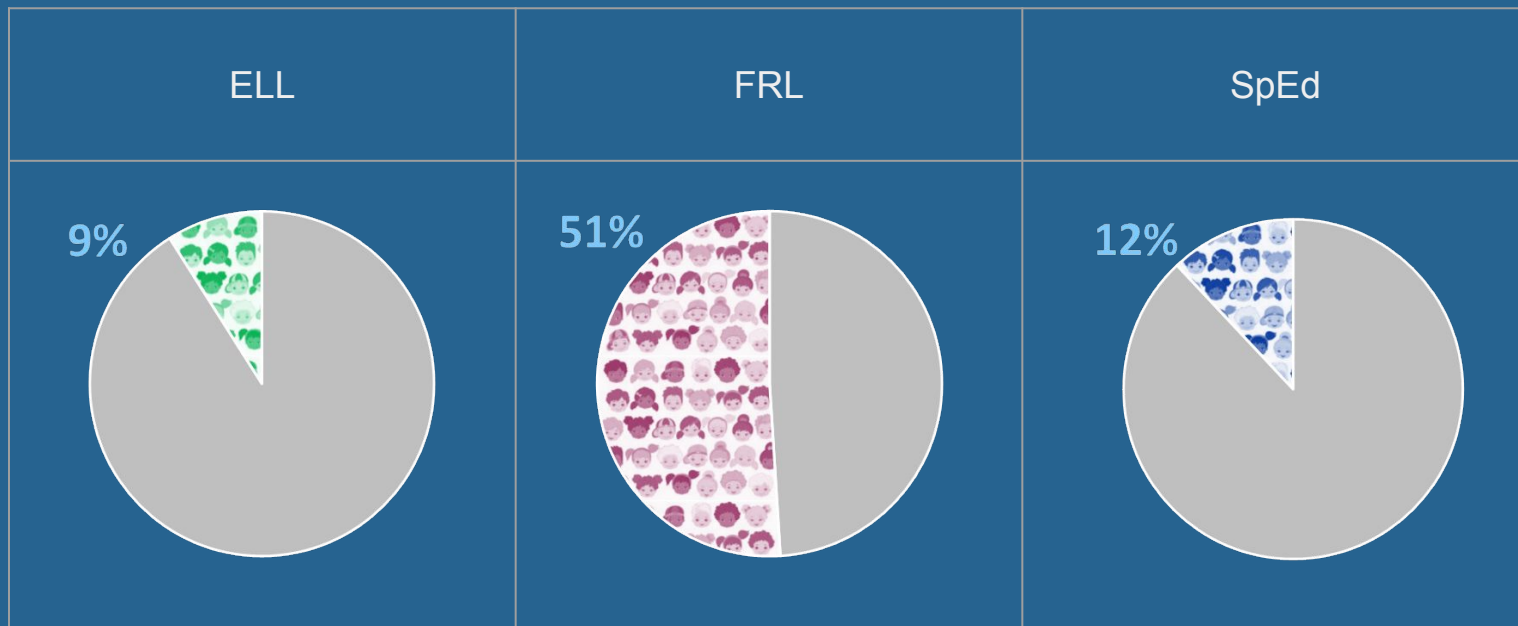
The 2022-23 school year has brought a celebration of our new name, new learning spaces, expanded opportunities in learning, and powerful new community partnerships!



# 394 Students




# Program Enrollment



# Self-Identified Race & Ethnicity

## Staff

## Students





How do people  
experience our school?



## Relationship building is essential in all schools especially those with high needs and mobility

### Does your teacher ask you about your life at home?

1 = No hardly ever    2 = Sometimes    3 = Yes very often

0th (1.24)      25th (1.54)      50th (1.63)      75th (1.72)      100th (2.32)

Your School - Mar 2022

1.80  
89th

Corvallis schools \*

Your School - May 2021

1.75

Your School - Feb 2019

1.63

Asian

2.22

Black/African American

2.00

White

1.78

Multiracial

1.76

Hispanic/Latinx

1.76

Cohort: Corvallis schools \*

Past results: ☒ On ☐ Off

Subgroup: Race/ethnicity [District Data]

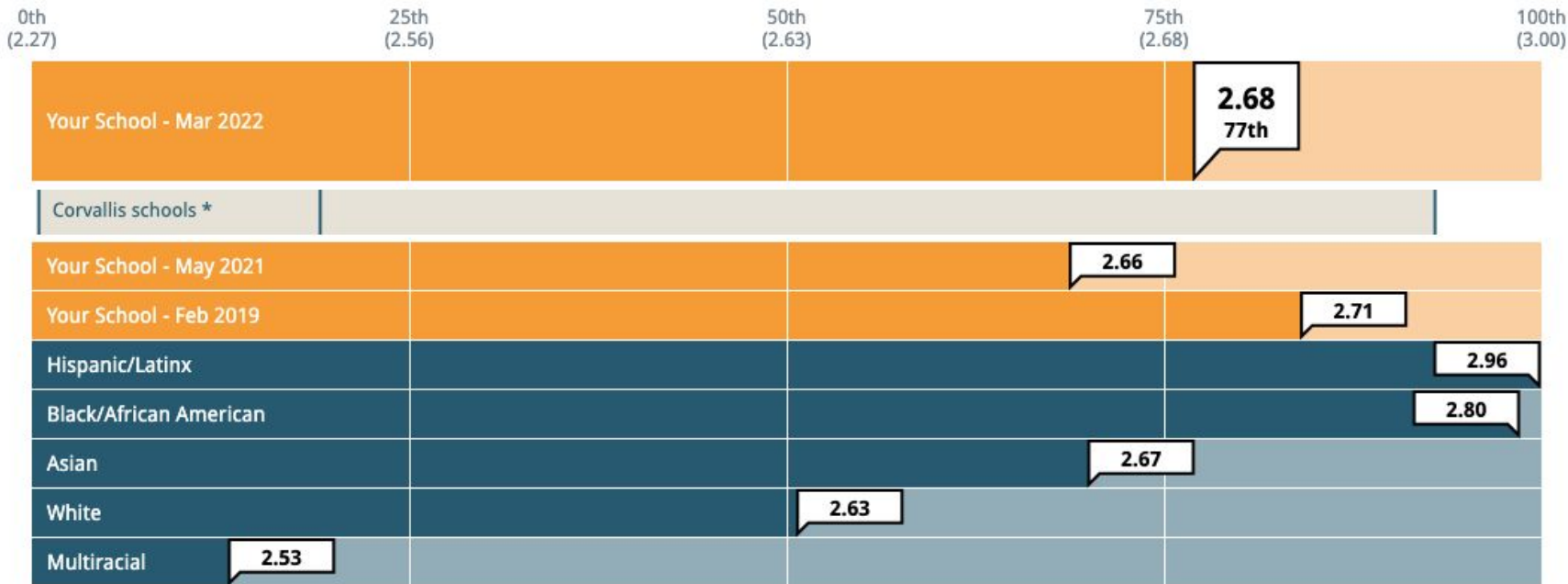
Adding SEL programs such as morning circle and equity lessons support time for teachers to connect with students regarding life outside of school.



# High expectations and belief in all kids is the Letitia Carson way!

## Does your teacher ask you to keep trying when the work gets hard?

1 = No not very much    2 = Somewhat    3 = Yes very much



Cohort: Corvallis schools \*

Past results: ☒ On ☐ Off

Subgroup: Race/ethnicity [District Data]

# How are our students doing?

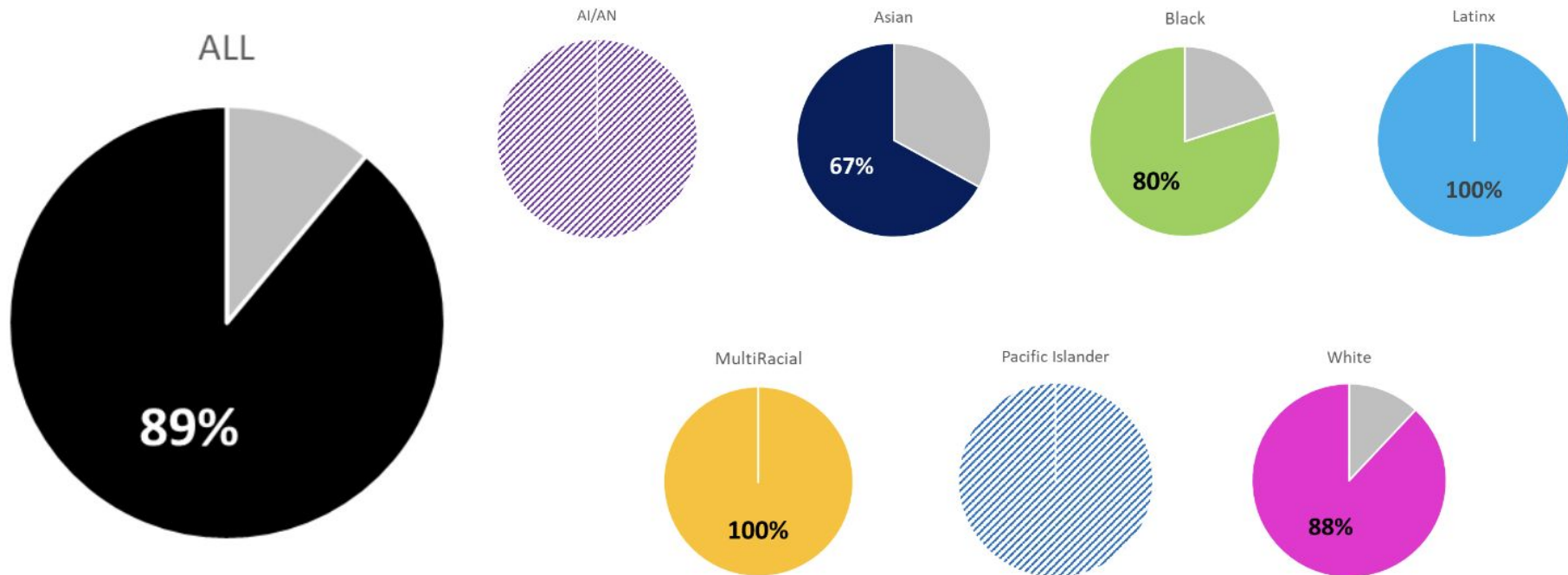
“More than buildings are being constructed at LC”



# Celebration

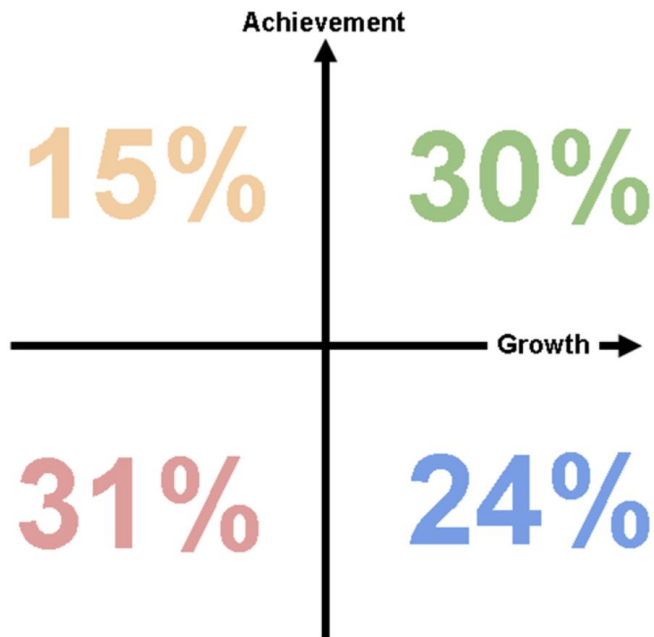
## Theme of Engagement:

Do students perceive high expectations and feel engaged with their school and their education? (graphs below show yes)

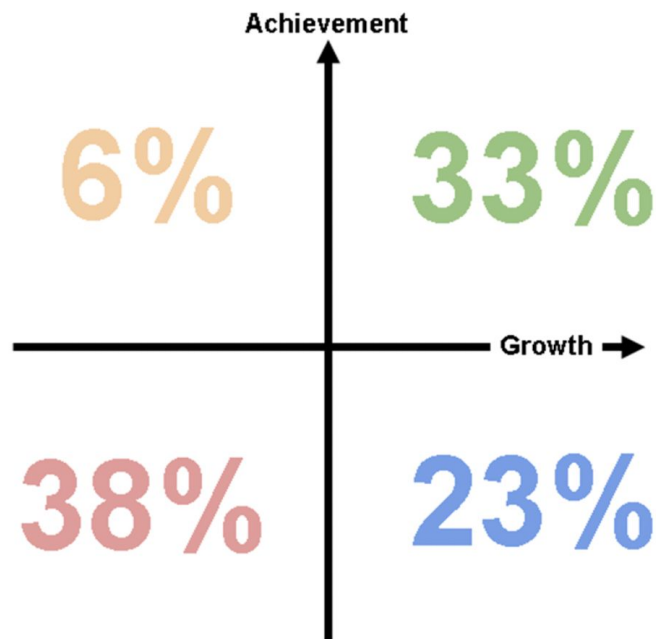


# Student Achievement

STAR English Reading - School Growth

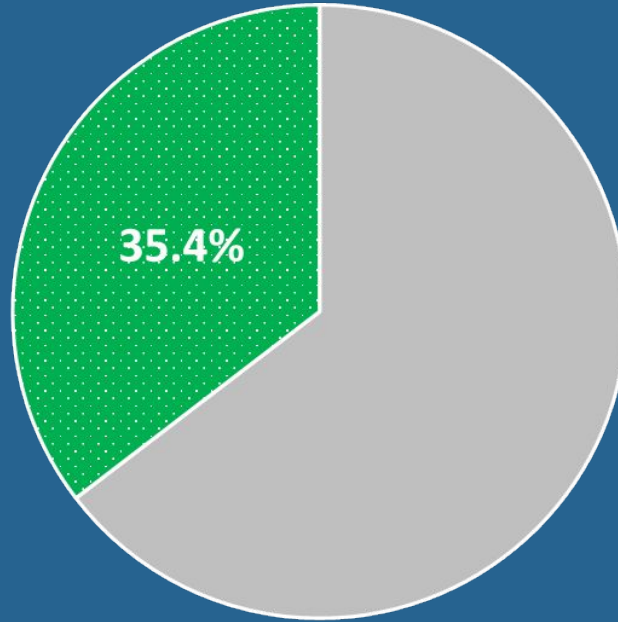


STAR English Math - School Growth



54% of LC students showing above average growth in reading  
56% of LC students showing above average growth in math

# Oregon Assessment: English Language Arts - 3rd-5th



The Pandemic had disparate impacts on high opportunity schools such as Letitia Carson. We are seeing growth and working collaboratively on recovery of learning for our students.

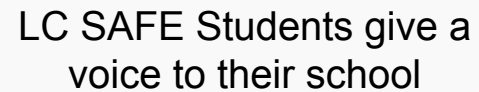


Where do we want  
to be?






Making schools work for our students is the social justice issue of our day!



Where do  
we want to  
go?



# Goal #1: Bolster Relationships and School Connectedness

We believe that building powerful relationships is the heart of what we do as educators. Through intentional actions to improve connectedness with our students and families, we will see an increase in student participation and belonging in school.



# Objective 1: Increase School Participation

By June, 2023 we will see at least a 12% increase in the number of students being regular attenders at school. By 2023-24 school year, exceed the 5 year high percentage with greater than 82.4%

Regular Attender Rate

2016-2017	2017-2018	2018-2019	2019-2020	2020-2021	2021-2022 **
81.8	78.9	79	*	76.4	64.4

2022-23

Goal:

>12%

76.5% RA

2023-24

Goal:

>6%

82.4%

# Objective 2: Increase Student Sense of Belonging

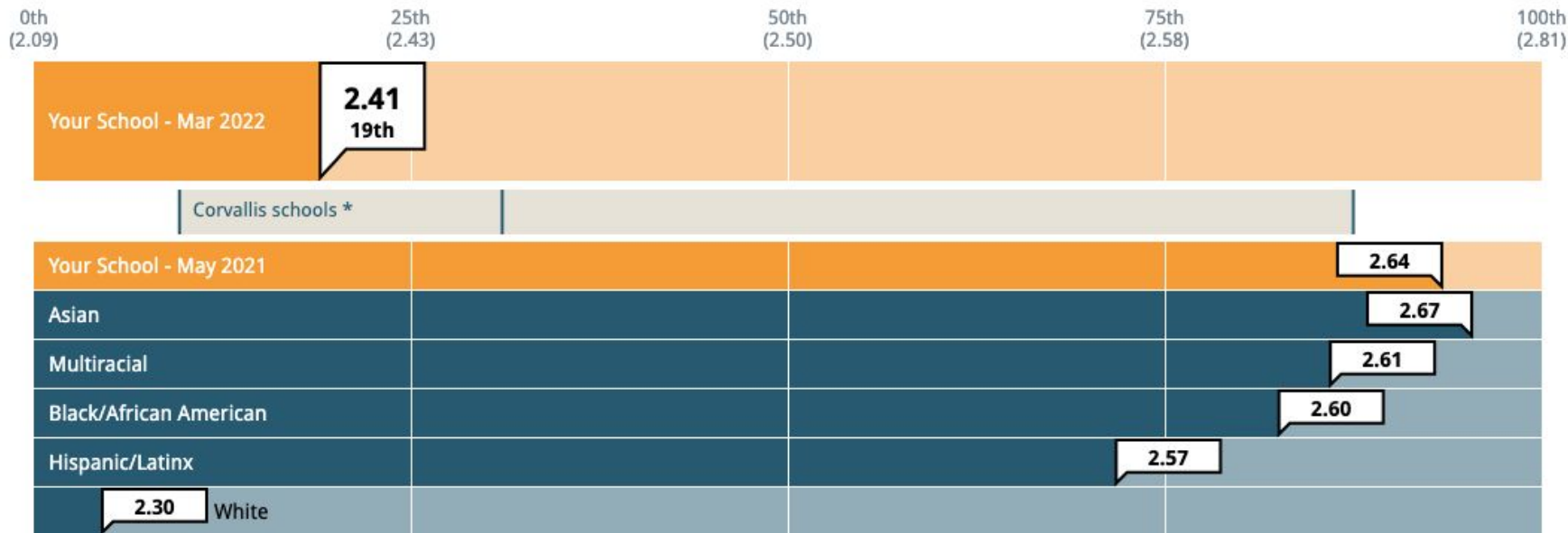
Belonging as measured by YouthTruth:

“Do you feel like a real part of your school community?”

By June, 2023 the number of students reporting they feel part of the community will increase on YT at least .17 from the 2021 average of 2.41 to greater than 2.58.

## Do you feel like a real part of your school community?

1 = No hardly ever    2 = Sometimes    3 = Yes very often



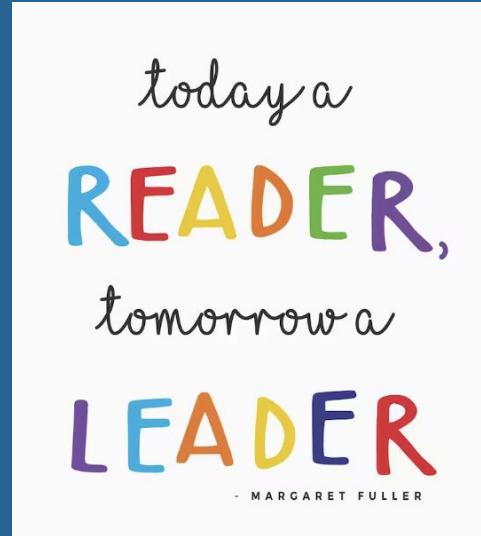
Cohort: Corvallis schools \*

Past results: ☒ On ☐ Off

Subgroup: Race/ethnicity [District Data]



## Goal #2: Increase Student Achievement in Reading



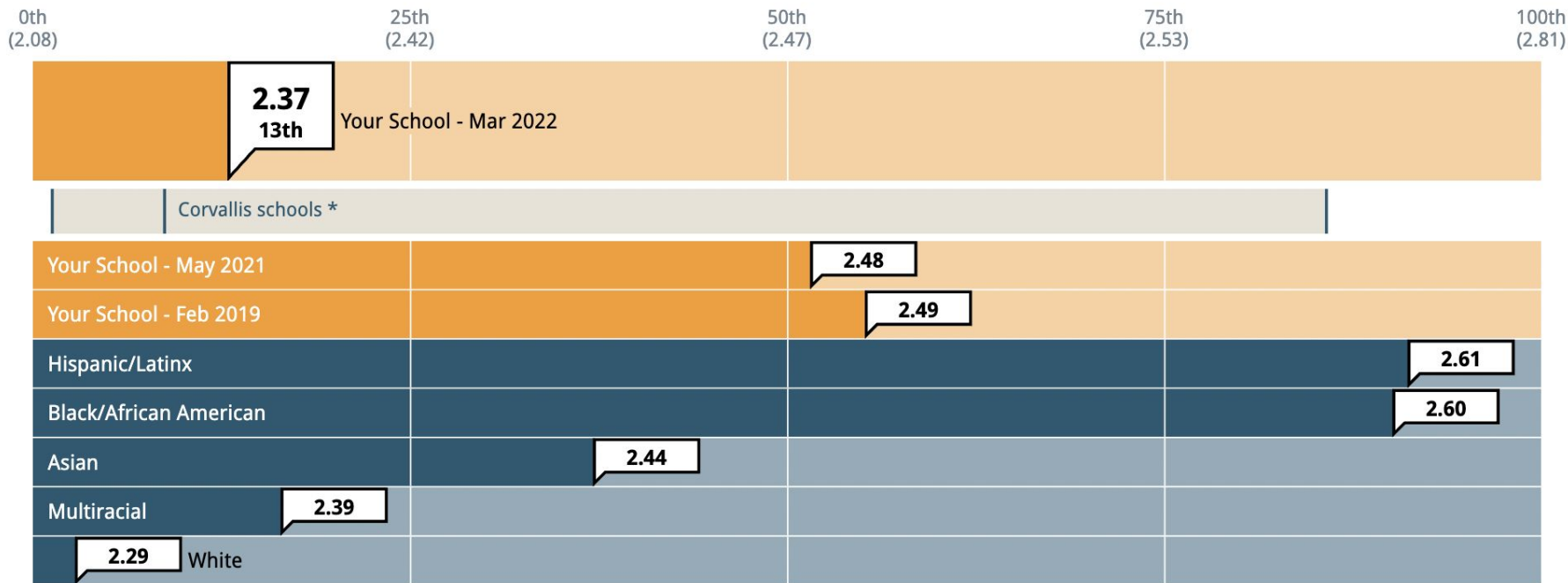
# Objective 1: Increase Reading Achievement

By June, 2023, we will see an increase our summative 3rd to 5th reading scores by 7.72% of students meeting or exceeding standard from 34.7% to 42.42%.

# Objective 2: Increase Academic Challenge

Does the work you do for class make you really think?

1 = No hardly ever    2 = Sometimes    3 = Yes very often



## Objective 2: Increase Academic Challenge

By June, 2023, the number of students expressing their class makes them really think will increase from an average of 2.37 to 2.53.

**How are we going to get  
to where we want to be?**



# Strategies - Bolster Relationships and School Connectedness

## Objective 1

- Partner with PTA to bring positive, equity minded in-person school events that connect families to school
- Improve MTSS systems for attendance utilizing a tiered team
- Admin, Dean, Family Advocate, and counselor develop support plans with students
- Implement school-wide celebration incentive tied to improvement

## Objective 2

- Deepen implementation of Caring School Community Core
- Implement equity lessons supporting student connection to community
- Grow and Empower **S.A.F.E.**
- Utilize PBIS team systems and in-person assemblies to support students connecting to their school.



# Strategies -Increase Student Achievement in Reading

## Objective 1

- Focus on implementing core curriculum as intended (CCC Literacy & Bridges Math)
- Utilize MTSS system to strategically provide SIPPS (Systematic Instruction in phonemic awareness, phonics, and sight words w/ Increased Training and support

## Objective 2

- Focus on implementing core curriculum as intended (CCC & Bridges)
- Integrate WICOR strategies into staff trainings
- Learn and Implement 5D+ Framework and Rubric
- Learning Walks

At the end of the day...

